







## HISTORY

*Ceramica Blu was founded in 1981 in Strada in Chianti, immersed in the green hills surrounding Florence. We first started our production using white clay, finely hand-decorated tiles, inspired by the traditional manufacturing of the second half of the XIX century. Taking inspiration from the traditional terra-cotta producers we learned how to master the wire drawing technique, giving a new touch to all of our products. The high quality of our merchandises is guaranteed by the constant control during the phases of creation and composition of the final work. Currently active in the plant of Pieve di Compito, near Lucca, we chase our passion for ceramics in an everlasting artistic research, creating harmonious colors and decorations. That is what makes Ceramica Blu a highly specialized company in the creation of high-quality bathroom and kitchen tiles. The vast production is enriched by a large selection of accessories that offers the possibility to create unique and personalized designs.*

# INDEX

	Pagina
<b>OUR HISTORY</b>	3
<b>COLOR RANGE</b>	6
<b>COLOR TABLE</b>	7
<b>ANTIQUÉ COLLETION ( Reproduction of antique decorated tiles)</b>	9
Decor CR1,CR 2, CR3 15X15 (handmade on rustic terracotta)	10
Plain colors 15x15-5x30-8x30 white and colored brushed	11
<b>LARGE SIZES COLLETION</b>	13
Large sizes : 15x25 - 25x25 - 25x77 - 25x90 and Special pieces	14
Large sizes : 4x25 - 15x25 - 25x25 - 25x77 - 25x90 Stripe Decoration	15
Large sizes : 10x20 - 20x20 - 20x80 Swallow Decoration	16
Large sizes : 10x20 - 20x20 - 20x80 Geometric Decoration	17
Large sizes : Hummingbird Decoration	18
<b>METRO' COLLETION</b>	19
Metrò: 15x15 Diamond cut	20
Metrò: 15x15 Flat	21
Metrò: 11,5x15 Hight skirting	22
Metrò: 8x15 Low skirting	23
Metrò: 5x15 Shaped Frame	24
Metrò: 2,5x15 Shaped Strip	25
Metrò: 8x15 Nine Hundred Frame	26
Metrò: 8x15 Smooth Nine Hundred Frame	27
Metrò: 6x15 Florentine Iris Frame	28
Metrò: Special pieces	29
Metrò: Portals	30
<b>CLASSIC COLLETION PLAIN TILES</b>	31
13x13 Flat tiles and special pieces	32
13x13 Octagonal tiles	33
15x15 Flat and Octagonal	34
15x15 Special pieces	35
13x26 e 10x10 Flat and Octagonal tiles	36

# INDEX

	Pagina
<b>FRAME, SKIRTING AND STRIPS FOR ALL COLLECTION</b>	37
Skirting: Height 8 cm - Height 15 cm	38
Skirting: Height 13 cm	39
Skirting: Height 18 cm	40
Frame: Height 11,5 cm	41
Frame: Height 5,5 cm	42
Frame: Height 5 cm	43
Frame: Height 10 cm	44
Frame: Height 10 cm	45
Relief Strip length 20 cm	46
Rounded and Flat Strips	47
Long Frames	48
<b>DECORATIONS</b>	49
Tulip 13x13 e 15x15	50
Peony 13x13 e 15x15	51
Gazebo 13x13 e 15x15	52
Leaf 13x13 e 15x15	53
Fruit 13x26 e 15x25	54
Spring 13x26 e 15x25	55
Drape 1 13x26 e 15x25	56
Drape 2 13x26 e 15x25	57
Duck on white 13x26 e 15x25	58
Duck on color 13x26 e 15x25	59
Plot 13x13 e 15x15	60
Manet, Simple Manet and Daisy 10x10, 13x13 e 15x15	61
<b>PROJECT</b>	62
<b>TERMS OF SALE</b>	64
<b>NOTES</b>	65

# COLOR RANGE

SNOW WHITE



SM11S

WHITE



SM11

IVORY



SM1

BLACK



Brushed 13



Stripes 13



Plain color 13

BLEU



Brushed 25



Stripes 25



Plain color 25

INDIGO



Brushed 52



Stripes 52



Plain color 52

LIGHT PEARL GREY



Brushed 59



Stripes 59



Plain color 59

LILLA



Brushed 6



Stripes 6



Plain color 6

FLORENTINE RED



Brushed 20



Stripes 20



Plain color 20

DARK GREEN



Brushed 8



Stripes 8



Plain color 8

PEACH ROSE



Brushed 39



Stripes 39



Plain color 39

GREEN LAKE



Brushed 46



Stripes 46



Plain color 46

YELLOW



Brushed 35



Stripes 35



Plain color 35

GREEN CANNES



Brushed 72



Stripes 72



Plain color 72

TURTLEDOVE



Brushed 36



Stripes 36



Plain color 36

GREY LEAD



Brushed 71



Stripes 71



Plain color 71

## COLOR TABLE

N°	DESCRIPTION	SM	C	ST	P	STP	R	STR
		GLOSSY ENAMEL	GLOSSY CRYSTALS	SATIN ENAMEL	GLOSSY BRUSHED	SATIN BRUSHED	GLOSSY STRIPE	SATIN STRIPE
1	Ivory	*Sm1		*St1				
6	Lilla		C6		*P6	Stp6	*R6	*Str6
8	Darc Green		C8		*P8		*R8	
11	White	*Sm11		*St11				
11s	Snow White	*Sm11S		*St11S				
13	Black		C13	*St13	*P13	Stp13	*R13	*Str13
20	Florentine Red		C20		*P20	Stp20	*R20	*Str20
25	Bleu		C25		*P25	Stp25	*R25	*Str25
35	Yellow		C35		*P35	Stp35	*R35	*Str35
36	Turtledove		C36	*St36	*P36	Stp36	*R36	*Str36
39	Peach Rose		C39		*P39	Stp39	*R39	*Str39
46	Geen Lake		C46		*P46	Stp46	*R46	*Str46
52	Indigo		C52		*P52	Stp52	*R52	*Str52
59	Light Pearl Grey		C59	*St71	*P59	Stp59	*R59	*Str59
71	Grey Lead		C71	*St72	*P71	Stp71	*R71	*Str71
72	Geen Cannes		C72		*P72	Stp72	*R72	*Str72

### INTERPRETATION OF CODE

*	Large size are available only in the finishes marked with asterisk*
SM	Glossy Enamel
C	Glossy Crystals
P	Glossy Brushed
R	Glossy Stripe
D	Decorated
St	Satin
Stp	Satin Brushed
Str	Satin Stripe

### NOTE

The printed color range is to be considered indicative.





ANTIQUÉ  
COLLECTION



ANTIQUE COLLECTION	ART.	DESCRIPTION
--------------------	------	-------------



160CR1

15x15 Decoration 1 ( handmade on rustic terracotta)



160CR2












15x15 Decoration 2 ( handmade on rustic terracotta)



160CR3

15x15 Decoration 3 ( handmade on rustic terracotta)

TILES ENTIRELY MADE BY HAND

ANTIQUÉ COLLECTION	ART.	DESCRIPTION
 	160CR	15x15 Antique White ( handmade on rustic terracotta)
 	160CRP	15x15 Brushed ( handmade on rustic terracotta)
 	380CR	5x30 Flat Strip Antique White
 	380CRP	5x30 Flat Strip Brushed
 	390CR	8x30 Skirting Antique White
 	390CRP	8x30 Skirting Brushed






TILES ENTIRELY MADE BY HAND

The brushed finish is available in the following colors: Manganese, Red, Yellow, Green Ramina, Blue and Light Blue.







LARGE  
SIZES  
COLLECTION








LARGE SIZES COLLECTION	ART.	DESCRIPTION
	167H 167HP	15x25 15x25 Brushed  Pz 26 x Mq
	820H 820HP	25x25 25x25 Brushed  Pz 16 x Mq
	900H 800H	25x90 25x77
	190H20 190H25 190H38,5 190H40 190H45	Outside corner for 20x20 Cm 20 Outside corner for 25x25 Cm 25 Outside corner for 25x77 Cm 38,5 Outside corner for 20x80 Cm 40 Outside corner for 25x90 Cm 45
	191H20 191H25 191H38,5 191H40 191H45	Stop strip for 20x20 Cm 20 Stop strip for 25x25 Cm 25 Stop strip for 25x77 Cm 38,5 Stop strip for 20x80 Cm 40 Stop strip for 25x90 Cm 45

For all items sold per square meter the minimum packaging is half a meter

LARGE SIZES COLLECTION	ART.	DESCRIPTION
	167HR 167HR1	15x25 Stripes decorations 15x25 One strip decoration  Pz 26 x Mq
	820HR 820HR1	25x25 Stripes decorations 25x25 One strip decoration  Pz 16 x Mq
	800HR 800HR1  900HR 900HR1	25x77 Stripes decorations 25x77 One strip decoration  25x90 Stripes decorations 25x90 One strip decoration
	880H 880HP	4x25 Flat strip 4x25 Flat brushed strip

The strip is available in all brushed colors

LARGE SIZES COLLECTION	ART.	DESCRIPTION
		
	870HDS 870HD 870HDD	10x20 Left Sallow decoration 10x20 Sallow decoration 10x20 Right Sallow decoration
	870H	10x20
	850H 850HP	20x20 20x20 Brushed
	840H	20x80

The decoration is available in all the brushed colors  
 For all items sold per square meter the minimum packaging is half a meter



LARGE SIZES COLLECTION	ART.	DESCRIPTION
------------------------	------	-------------



850HG

20x20 Geometric Decoration



850HG1  
850HG2

20x20 Geometric Decoration 1  
20x20 Geometric Decoration 2



870HG1  
870HG2

10x20 Geometric Decoration 1  
10x20 Geometric Decoration 2



840HG

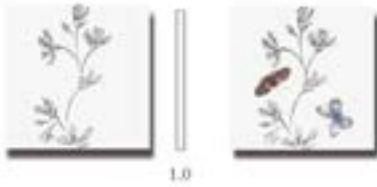
20x80 Geometric Decoration

The decoration is available in all the brushed colors.

LARGE SIZES COLLECTION

ART.

DESCRIPTION



820HBC  
820HBCF2

25x25 Simple Decoration  
25x25 Butterfly Decoration



900HBC  
900HBCF2

25x90 Simple Decoration  
25x90 Butterfly Decoration

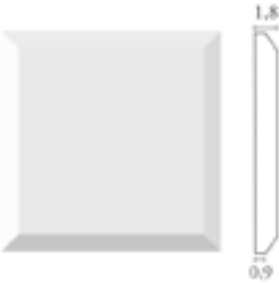






900HBCU1  
900HBCUF1

25x90 Hummingbird Decoration  
25x90 Hummingbird + Butterfly Decoration

METRÒ  
COLLECTION  
SINCE 1981



METRÒ COLLECTION - DIAMOND CUT	ART.	DESCRIPTION
	RB0100 RB0100C RB0100S	Metro Diamond cut 15x15 glossy enamel Metro Diamond cut 15x15 glossy crystals *Metro Diamond cut 15x15, 12mm thick (on red clay) *NB: Available only glossy snow white  Pz 44 x Mq
	RB0100 RB0100C RB0100S	Metrò diamond cut 7,5x15 glossy enamel Metrò diamond cut 7,5x15 glossy crystals *Metro Diamond cut 7,5x15- 12mm thick (on red clay) *NB: Available only glossy snow white  Pz 88 x Mq
	RB0120	Diamond Cut 7,5x7,5 - all finishes
	RB0130	Diagonal diamond Cut- all finishes
	RB0140	Small diagonal diamond cut - all finishes

For all items sold per square meter the minimum packaging is half a meter

METRÒ COLLECTION - FLAT AND SPECIAL PIECES

ART.

DESCRIPTION



160  
160C  
160S

15x15 Flat tile glossy enamel  
15x15 Flat tile glossy crystals  
\*15x15 Flat tile (on red clay)  
\*NB: Available only glossy snow white

Pz 44 x Mq



161  
161C  
161S

7,5x15 Flat tile glossy enamel  
7,5x15 Flat tile glossy crystals  
\*7,5x15 Flat tile (on red clay)  
\*NB: Available only glossy snow white

Pz 88 x Mq



162

Diagonal - all finishes

For all items sold per square meter the minimum packaging is half a meter

METRÒ COLLECTION - DRAWN SKIRTING	ART.	DESCRIPTION
-----------------------------------	------	-------------



RB0510	Hight Skirting 11,5x15
RB0510CJ	Inner angle for hight skirting (Dx right - Sx Left) 45°
RB510RB	Lowered hight skirting (Dx right - Sx Left)
RB510X	Special cut for hight Skirting



RB0511	Outer angle hight skirting
--------	----------------------------



RB0512	Inner angle hight skirting
--------	----------------------------



RB0515	End-piece for hight skirting (Dx right - Sx Left)
--------	---

METRÒ COLLECTION - DRAWN SKIRTING	ART.	DESCRIPTION
-----------------------------------	------	-------------



RB0500	Low skirting 8x15
RB0500CJ	Inner angle low skirting (Dx right - Sx Left) 45°
RB500RB	Lowered low skirting (Dx right - Sx Left)
RB500X	Special cut for low skirting










RB0501	Outer angle low skirting
--------	--------------------------









RB0502	Inner angle low skirting
--------	--------------------------















RB0505	End-piece for low skirting (Dx right - Sx Left)
--------	---





METRÒ COLLECTION - DRAWN FRAME	ART.	DESCRIPTION
	RB0400 RB0400CJ RB0400RB RB0400X	Shaped frame 5x15 Inner angle for shaped frame (Dx right - Sx Left) 45° Lowered shaped frame (Dx right - Sx Left) Special cut for shaped frame
	RB0401	Outer angle shaped frame
	RB0402	Inner angle shaped frame
	RB0403	Down flat angle for shaped frame
	RB0404	Up flat angle for shaped frame
	RB0405	End-piece for shaped frame (Dx right - Sx Left)
	RB0410 RB0410CJ RB0410X	Shaped frame with piano 5x15 Inner angle for shaped frame with piano (Dx right - Sx Left) 45° Special cut for shaped frame with piano










METRÒ COLLECTION - DRAWN STRIP	ART.	DESCRIPTION
	RB0420 RB0420CJ RB420RB RB420X	Shaped strip 3x15 Inner angle for shaped strip (Dx right - Sx Left) 45° Lowered shaped strip 3x15 (Dx right - Sx Left) Special cut shaped strip 3x15
	RB0421	Outer angle for shaped strip
	RB0422	Inner angle for shaped strip
	RB0423	Down / Up flat angle for shaped strip
	RB0425	End-piece for shaped frame (Dx right - Sx Left)
	RB0450 RB0450CJ RB0450X	Shaped strip with piano 3x15 Inner angle for shaped strip with piano (Dx right - Sx Left) 45° Special cut for shaped strip with piano

METRÒ COLLECTION - RELIEF FRAME	ART.	DESCRIPTION
	RB0470 RB0470RB	Nine hundred frame 8x15 Lowered for nine hundred frame (Dx right - Sx Left)
	RB0471	Outer angle for nine hundred frame
	RB0472	Inner angle for nine hundred frame
	RB0473	Down flat angle for nine hundred frame
	RB0474	Up flat angle for nine hundred frame
	RB0475	End-piece for nine hundred frame (Dx right - Sx Left)

METRÒ COLLECTION - DRAWN FRAME	ART.	DESCRIPTION
	<p>RB0470L RB0470LCJ RB0470LRB RB0470LX</p>	<p>Smooth nine hundred frame 8x15 Inner angle for smooth nine hundred frame (Dx right - Sx Left) 45° Lowered for smooth nine hundred frame (Dx right - Sx Left) Special cut for smooth nine hundred frame</p>
	<p>RB0471L</p>	<p>Outer angle for smooth nine hundred frame</p>
	<p>RB0472L</p>	<p>Inner angle for smooth nine hundred frame</p>
	<p>RB0473L</p>	<p>Down flat angle for smooth nine hundred frame</p>
	<p>RB0474L</p>	<p>Up flat angle for smooth nine hundred frame</p>
	<p>RB0475L</p>	<p>End-piece for smooth nine hundred frame (Dx right - Sx Left)</p>

METRÒ COLLECTION - RELIEF FRAME	ART.	DESCRIPTION
	<p>RB0440 RB0440RB</p>	<p>Florentine iris frame 6,5x15 Florentine iris frame (Dx right - Sx Left)</p>
	<p>RB0441</p>	<p>Outer angle for Florentine iris frame</p>
	<p>RB0442</p>	<p>Inner angle for Florentine iris frame</p>
	<p>RB0443</p>	<p>Down flat angle for Florentine iris frame</p>
	<p>RB0444</p>	<p>Up flat angle for Florentine iris frame</p>
	<p>RB0445</p>	<p>End-piece for Florentine iris frame (Dx right - Sx Left)</p>

METRÒ COLLECTION - SPECIAL PIECES	ART.	DESCRIPTION
	RB0710 RB0710CJ RB0710X	Connection between horizontal and vertical surface cm 15 - all finishes Inner angle for connection (Dx right - Sx Left) 45° Special cut for connection (Dx right - Sx Left)
	RB0711	Outer angle for connection - all finishes
	RB0715	End-piece for connection - all finishes (Dx right - Sx Left)
	RB0700	Out angle for 15x15 - all finishes
	165	End-piece for 15x15 - all finishes
	RB0708	Out angle+end piece for 15x15 - all finishes
	RB0702	Inner angle for 15x15 - all finishes

METRÒ COLLECTION - DRAWN PORTALS

ART.

DESCRIPTION



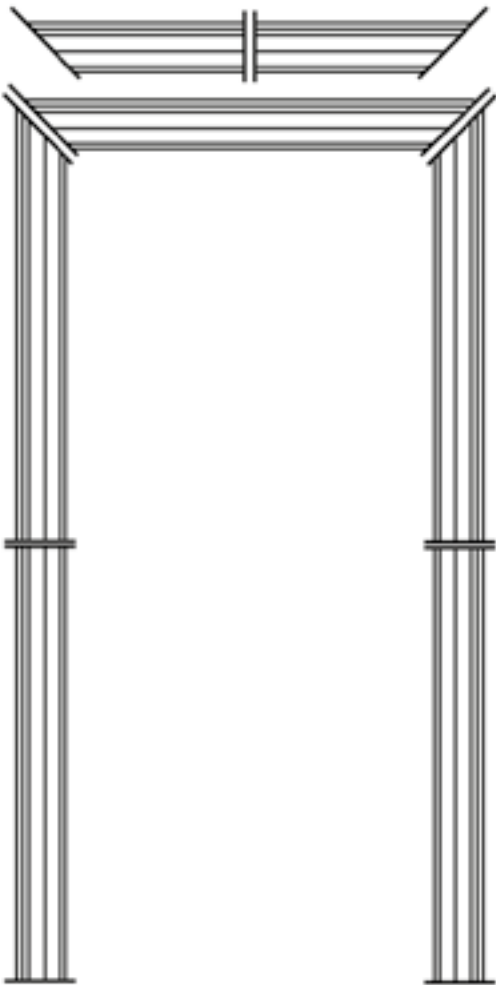
RB083060  
RB0830X

Large portal frame 10,5x60,5  
Special cut for large portal frame

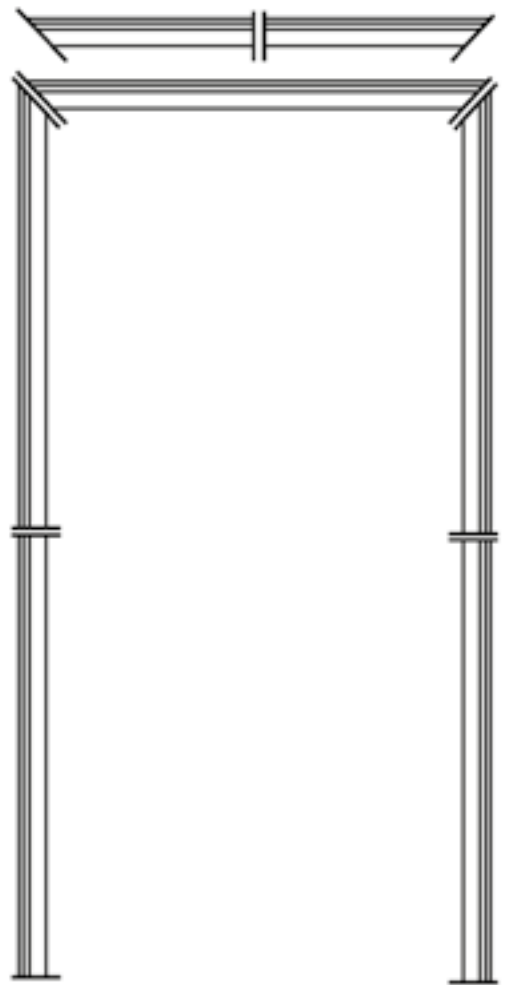


RB082060  
RB0820X

Small portal frame 7x60,5  
Special cut for small portal frame










Art. RB083060



Art. RB082060


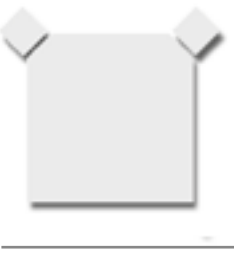


CLASSIC  
COLLECTION  
FLAT TILES








13x13 - FLAT TILES AND SPECIAL PIECES	ART.	DESCRIPTION
	180 180C 180P 180ST 180STP	13x13 Glossy enamel 13x13 Glossy crystals 13x13 Glossy brushed 13x13 Satin enamel 13x13 Satin brushed  PZ 60 per Mq
	180R 180STR	13x13 Glossy stripe 13x13 Satin stripe  Pz 60 per Mq  The strip is available in all brushed colors
	184 184C 184P 184ST 184STP	6,5x13 Glossy enamel 6,5x13 Glossy crystals 6,5x13 Glossy brushed 6,5x13 Satin enamel 6,5x13 Satin brushed  PZ 120 per Mq
	183	Diagonal - all finishes
	190	Out angle for 13x13- all finishes
	191	End-piece for 13x13 - all finishes
	191M	Clever for 13x13 - all finishes

For all items sold per square meter the minimum packaging is half a meter





13x13 - OCTAGONAL TILES	ART.	DESCRIPTION
	170 170C 170P 170ST 170STP	13x13 Octagonal glossy enamel with inaly tile 13x13 Octagonal glossy crystals with inaly tile 13x13 Octagonal glossy brushed with inaly tile 13x13 Octagonal satin enamel with inaly tile 13x13 Octagonal satin brushed with inaly tile  Pz 60 Octagonal + Pz 60 inaly tile
	1706 1706C 1706P 1706ST 1706STP	13x13 Hexagon glossy enamel with inaly tile 13x13 Hexagon glossy crystals with inaly tile 13x13 Hexagon glossy brushed with inaly tile 13x13 Hexagon satin enamel with inaly tile 13x13 Hexagon satin brushed with inaly tile  Pz 60 Hexagon + Pz 30 inaly tile
	1705 1705C 1705P 1705ST 1705STP	13x13 Pentagon glossy enamel with inaly tile 13x13 Pentagon glossy crystals with inaly tile 13x13 Pentagon glossy brushed with inaly tile 13x13 Pentagon satin enamel with inaly tile 13x13 Pentagon satin brushed with inaly tile  Pz 60 Pentagon + Pz 15 inaly tile
	1707 1707C 1707P 1707ST 1707STP	13x13 Eptagon glossy enamel with inaly tile 13x13 Eptagon glossy crystals with inaly tile 13x13 Eptagon glossy brushed with inaly tile 13x13 Eptagon satin enamel with inaly tile 13x13 Eptagon satin brushed with inaly tile  Pz 60 Eptagon + Pz 45 inaly tile

For all items sold per square meter the minimum packaging is half a meter

15x15 - FLAT AND OCTAGONAL TILES	ART.	DESCRIPTION
	160 160C 160P 160ST 160STP 160S	15x15 Glossy enamel 15x15 Glossy crystals 15x15 Glossy brushed 15x15 Satin enamel 15x15 Satin brushed 15x15 On red clay (available only glossy snow white)  PZ 44 per Mq
	160R 160STR	15x15 Glossy stripe 15x15 Satin stripe  Pz 44 per Mq  The strip is available in all brushed colors
	161 161C 161P 161ST 161STP 161S	7,5x15 Glossy enamel 7,5x15 Glossy crystals 7,5x15 Glossy brushed 7,5x15 Satin enamel 7,5x15 Satin brushed 7,5x15 On red clay (available only glossy snow white)  PZ 88 per Mq
	162	Diagonal - all finishes
	140 140C 140P 140ST 110STP	15x15 Octagonal glossy enamel with inaly tile 15x15 Octagonal glossy crystals with inaly tile 15x15 Octagonal glossy brushedwith inaly tile 15x15 Octagonal enamel with inaly tile 15x15 Octagonal enamel brushed with inaly tile  Pz 44 Ottagone + Pz 44 Tozzetti per Mq Available with inaly tile cm 3,6x3,6 and cm 9,6x9,6

For all items sold per square meter the minimum packaging is half a meter

15x15 SPECIAL PIECES	ART.	DESCRIPTION
	164	Out angle for 15x15 - all finishes
	165	End-piece for 15x15 - all finishes
	165M	Clever 0,8x15 - all finishes

**13x26 FLAT AND OCTAGONAL TILE**
**ART.**
**DESCRIPTION**


500 13x26,2 Glossy enamel  
 500C 13x26,2 Glossy crystals  
 500P 13x26,2 Glossy brushed lucido  
 500ST 13x26,2 Satin enamel  
 500STP 13x26,2 Satin brushed

Pz 30 per Mq



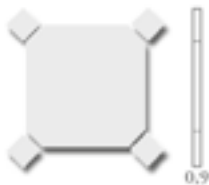
600 13x26,2 Octagonal glossy enamel with inaly tile Art. 171  
 600C 13x26,2 Octagonal glossy crystals with inaly tile Art. 171  
 600P 13x26,2 Octagonal glossy brushedwith inaly tile Art. 171  
 600ST 13x26,2 Octagonal enamel with inaly tile Art. 171  
 600STP 13x26,2 Octagonal enamel brushed with inaly tile Art. 171

Pz 30 Ottagone + Pz 30 Tozzetti per Mq

**10x10 FLAT AND OCTAGONAL TILE**
**ART.**
**DESCRIPTION**


90 10x10 Glossy enamel  
 90C 10x10 Glossy crystals  
 90P 10x10 Glossy brushed lucido  
 90ST 10x10 Satin enamel  
 90STP 10x10 Satin brushed

Pz 100 per Mq









95 10x10 Octagonal glossy enamel with inaly tile 2x2  
 95C 10x10 Octagonal glossy crystals with inaly tile 2x2  
 90ST 10x10 Octagonal enamel with inaly tile 2x2





Pz 100 Ottagone + Pz 100 Tozzetti per Mq

For all items sold per square meter the minimum packaging is half a meter

FRAME  
SKIRTING  
AND STRIP  
FOR ALL  
COLLECTION



DRAWN SKIRTING	ART.	DESCRIPTION
	110013 1100P13 110015 1100P15 110020 1100P20 110025 1100P25 110026 1100P26 1100CJ 1100X	Skirting 8x13 Brusehd Skirting 8x13 Skirting 8x15 Brusehd Skirting 8x15 Skirting 8x20 Brusehd Skirting 8x20 Skirting 8x25 Brushed skirting 8x25 Skirting 8x26,2 Brusehd Skirting 8x26,2 Inner angle for skirting (Dx right - Sx Left) 45° Special cut skirting
	1100RB	Lowered skirting (Dx right - Sx Left)
	1150 1150P	Auter angle for skirting Auter angle for brushed skirting
	1150T 1150TP	End-piece for skirting (Dx right - Sx Left) End-piece for brushed skirting (Dx right - Sx Left)
	810H13 810H15 810H20 810H25 810H26 810HCJ 810HJ 810HX	Skirting 15x13 Skirting 15x15 Skirting 15x20 Skirting 15x25 Skirting 15x26,2 Inner angle for skirting (Dx right - Sx Left) 45° Auter angle for skirting (Dx right - Sx Left) 45° Skirting special cut
	810HRB	Lowered skirting (Dx right - Sx Left)

DRAWN SKIRTING	ART.	DESCRIPTION
	130013	Skirting 13x13
	1300P13	Brusehd Skirting 13x13
	130015	Skirting 8x15
	1300P15	Brusehd Skirting 13x15
	130020	Skirting 13x20
	1300P20	Brusehd Skirting 13x20
	130025	Skirting 13x25
	1300P25	Brushed skirting 13x25
	130026	Skirting 13x26,2
	1300P26	Brusehd Skirting 13x26,2
	1300RB	Lowered skirting (Dx right - Sx Left)
		1350
1350P		Auter angle for brushed skirting
	1350T	End-piece for skirting (Dx right - Sx Left)
	1350TP	End-piece for brushed skirting (Dx right - Sx Left)

DRAWN SKIRTING	ART.	DESCRIPTION
----------------	------	-------------



830H Skirting 18x25  
 830H20 Skirting 18x20  
 830HCJ Inner angle for skirting (Dx right - Sx Left) 45°





830HRB Lowered skirting (Dx right - Sx Left)





830HJ Outer angle for skirting (Dx right - Sx Left) 45°


















DRAWN FRAME	ART.	DESCRIPTION
	<p>43015 43015P 43020 43020P 43025 43025P 43026 43026P 430CJ 430X</p>	<p>Frame 11,5x15 Brushed frame 11,5x15 Frame 11,5x20 Brushed frame 11,5x20 Frame 11,5x25 Brushed frame 11,5x25 Frame 11,5x26,2 Brushed frame 11,5x26,2 Inner angle for frame (Dx right - Sx Left) 45° Special cut frame</p>





	<p>430RB</p>	<p>Lowered frame (Dx right - Sx Left)</p>
--	--------------	---










	<p>431 431P</p>	<p>Auter angle for frame Auter angle for brushed frame</p>
---	---------------------	--










	<p>431T 431TP</p>	<p>End-piece for frame (Dx right - Sx Left) End-piece for brushed frame (Dx right - Sx Left)</p>
---	-----------------------	--















DRAWN FRAME	ART.	DESCRIPTION
	100013 1000P13 100015 1000P15 100020 1000P20 100025 1000P25 100026 1000P26 1000CJ 1000X	Frame 5,5x13 Brusehd frame 5,5x13 Frame 5,5x15 Brusehd frame 5,5x15 Frame 5,5x20 Brusehd frame 5,5x20 Frame 5,5x25 Brushed frame 5,5x25 Frame 5,5x26,2 Brusehd frame 5,5x26,2 Inner angle for frame (Dx right - Sx Left) 45° Special cut for frame
	1000RB	Lowered frame (Dx right - Sx Left)
	1030 1030P	Down flat angle for frame Down flat angle for brushed frame
	1040 1040P	Up flat angle for frame Up flat angle for brushed frame
	1050 1050P	Auter angle for frame Auter angle for brushed frame
	1050T 1050TP	End-piece for frame (Dx right - Sx Left) End-piece for brushed frame (Dx right - Sx Left)
	120013 1200P13 120015 1200P15 120020 1200P20 120025 1200P25 120026 1200P26 1200CJ 1200J 1200X	Frame with plane 5,5x13 Brusehd frame 5,5x13 Frame with plane 5,5x15 Brusehd frame with plane 5,5x15 Frame with plane 5,5x20 Brusehd frame with plane 5,5x20 Frame with plane 5,5x25 Brushed frame with plane 5,5x25 Frame with plane 5,5x26,2 Brusehd frame with plane 5,5x26,2 Inner angle for frame with plane (Dx right - Sx Left) 45° Auter angle for frame with plane (Dx right - Sx Left) 45° Special cut for frame with plane















DRAWN FRAME	ART.	DESCRIPTION
 	140013 1400P13 140015 1400P15 140020 1400P20 140025 1400P25 140026 1400P26 1400CJ 1400X	Frame 5x13 Brusehd frame 5x13 Frame 5,5x15 Brusehd frame 5x15 Frame 5x20 Brusehd frame 5x20 Frame 5x25 Brushed frame 5,5x25 Frame 5,5x26,2 Brusehd frame 5x26,2 Inner angle for frame (Dx right - Sx Left) 45° Special cut for frame
 	1400RB	Lowered frame (Dx right - Sx Left)
	1450 1450P	Auter angle for frame Auter angle for brushed frame
	1450T 1450TP	End-piece for frame (Dx right - Sx Left) End-piece for brushed frame (Dx right - Sx Left)
	1430 1430P	Down flat angle for frame Down flat angle for brushed frame
	1440 1440P	Up flat angle for frame Up flat angle for brushed frame

DRAWN FRAME	ART.	DESCRIPTION
	23013 230P13 23015 230P15 23020 230P20 23025 230P25 23026 230P26 230CJ 230X	Frame 10x13 Brusehd frame 10x13 Frame 10x15 Brusehd frame 10x15 Frame 10x20 Brusehd frame 10x20 Frame 10x25 Brushed frame 10x25 Frame 10x26,2 Brusehd frame 10x26,2 Inner angle for frame (Dx right - Sx Left) 45° Special cut for frame
	230RB	Lowered frame (Dx right - Sx Left)
	231 231P	Auter angle for frame Auter angle for brushed frame
	231T 231TP	End-piece for frame (Dx right - Sx Left) End-piece for brushed frame (Dx right - Sx Left)

RELIEF FRAME	ART.	DESCRIPTION
		
 	230A	Relief frame A 10x13
	230B	Relief frame B 10x13
	230C	Relief frame C 10x13
	230TD	End piece right for relief frame
	230TS	End-piece left for relief frame
 	23013 230CJ 230X	Frame 10x13 Inner angle for frame (Dx right - Sx Left) 45° Special cut for frame

RELIEF STRIP	ART.	DESCRIPTION
	RB04302	Torciglione strip 3,5x20
	RB0431	Auter angle for torciglione strip
	RB0432	Inner angle for torciglione strip
	RB0433	Up/down angle for torciglione strip
	RB0435	End-piece for torciglione strip
	320	Acanthus strip 3x20
	321	Auter angle for acanthus strip 3x20
	322	Up/dawn for acanthus strip
	201	Folk strip

DRAWN STRIP	ART.	DESCRIPTION
 	30013	Rounded strip 2x13
	300P13	Brushed rounded strip 2x13
	30015	Rounded strip 2x15
	300P15	Brushed rounded strip 2x15
	30020	Rounded strip 2x20
	300P20	Brushed rounded strip 2x20
	30025	Rounded strip 2x25
	300P25	Brushed rounded strip 2x25
	30026	Rounded strip 2x26,2
	300P26	Brushed rounded strip 2x26,2
	300CJ	Inner angle for rounded strip (Dx right - Sx Left) 45°
	300RB	Lowered rounded strip
	300X	Special cut for rounded strip
		301
301P		Auter angle for brushed rounded strip
	301T	Terminale per listello bombato medio
	301TP	Angolo esterno per listello bombato medio Glossy brushed
 	35013	Rounded strip 1x13
	350P13	Brushed rounded strip 1x13
	35015	Rounded strip 1x15
	350P15	Brushed rounded strip 1x15
	35020	Rounded strip 1x20
	350P20	Brushed rounded strip 1x20
	35025	Rounded strip 1x25
	350P25	Brushed rounded strip 1x25
	35026	Rounded strip 1x26,2
	350P26	Brushed rounded strip 1x26,2
	350CJ	Inner angle for rounded strip (Dx right - Sx Left) 45°
	350RB	Lowered rounded strip
	350X	Special cut for rounded strip
		351
351P		Auter angle for brushed rounded strip
	351T	End-piece for rounded strip
	351TP	End-piece for rounded brushed strip
 	150013	Flat strip 2x13
	1500P13	Brushed flat strip 2x13
	150015	Flat strip 2x15
	1500P15	Brushed flat strip 2x15
	150020	Flat strip 2x20
	1500P20	Brushed flat strip 2x20
	150025	Flat strip 2x25
	1500P25	Brushed flat strip 2x25
	150026	Flat strip 2x26,2
	1500P26	Brushed flat strip 2x26,2
	1500X	Special cut for flat strip
 	1501	Auter angle for flat strip
	1501P	Auter angle for brushed flat strip
 	1501T	End-piece for flat strip
	1501TP	End-piece for flat brushed strip

DRAWED LONG FRAME	ART.	DESCRIPTION
 	<p>41060 410CJ 410X</p>	<p>Long Frame 5x60,5 Inner angle for long frame (Dx right - Sx Left) 45° Special cut for long frame</p>
 	<p>410RB</p>	<p>Lowered frame (Dx right - Sx Left)</p>
	<p>411</p>	<p>Auter angle for long frame</p>
	<p>411T</p>	<p>End-piece for long frame (Dx right - Sx Left)</p>
 	<p>42060 420CJ 420X</p>	<p>Long frame with plane 5x60,5 Inner angle for long frame (Dx right - Sx Left) 45° Special cut for long frame</p>
 	<p>40060 400CJ 400X</p>	<p>Long frame 11,5x60,5 Inner angle for long frame (Dx right - Sx Left) 45° Special cut for long frame</p>
 	<p>400RB</p>	<p>Lowered frame (Dx right - Sx Left)</p>
	<p>401</p>	<p>Auter angle for long frame</p>
	<p>401T</p>	<p>End-piece for long frame (Dx right - Sx Left)</p>



DECORATION



TULIP DECORATION	ART.	DESCRIPTION
------------------	------	-------------



180T  
160T

Tulip decoration 13x13  
Tulip decoration 15x15



180TB  
160TB

Simple Tulip decoration 13x13  
Simple Tulip decoration 15x15



180TASC  
160TASC






Down angle for Tulip decoration 13x13  
Down angle for Tulip decoration 15x15







180TASA  
160TASA

Up angle for Tulip decoration 13x13  
Up angle for Tulip decoration 15x15

The decoration is available in all the brushed colors

PEONY DECORATION	ART.	DESCRIPTION
		
	180FF 160FF	Peony decoration on 13x13 Peony decoration on 15x15
	180FB 160FB	Peony bud decoration on 13x13 Peony bud decoration on 15x15
	180FA 160FA	Down angle for Peony decoration on 13x13 Down angle for Peony decoration on 15x15
	180FT 160FT	End piece for Peony decoration on 13x13 End piece for Peony decoration on 15x15

The decoration is available in all the brushed colors

GAZEBO DECORATION	ART.	DESCRIPTION
	180ZT 160ZT	Gazebo decoration on 13x13 Gazebo decoration on 15x15
	180ZC 160ZC	Central Gazebo decoration on 13x13 Central Gazebo decoration on 15x15
	180ZR 160ZR	Two Stripes Gazebo decoration on 13x13 Two Stripes Gazebo decoration on 15x15
		

The decoration is available in all the brushed colors

LEAVES DECORATION	ART.	DESCRIPTION
-------------------	------	-------------



180A1  
160A1

One Leaf decoration on 13x13  
One Leaf decoration on 15x15



180A2  
160A2

Two Leaves decoration on 13x13  
Two Leaves decoration on 15x15



180A3  
160A3



Three Leaves decoration on 13x13  
Three Leaves decoration on 15x15









180A4  
160A4

Four Leaves decoration on 13x13  
Four Leaves decoration on 15x15

The decoration is available in all the brushed colors








FRUIT DECORATION	ART.	DESCRIPTION
		
 	520DS	Fruit left decoration 13x26,2 Also available on 15x25 (Art.167H)
	520DD	Fruit right decoration 13x26,2 Also available on 15x25 (Art.167H)
	520DTD	End-piece right Fruit decoration 13x26,2 Also available on 15x25 (Art.167H)
	520DTS	End-piece left Fruit decoration 13x26,2 Also available on 15x25 (Art.167H)
	520DT2	End-piece right/left Fruit decoration 13x26,2 Also available on 15x25 (Art.167H)

SPRING DECORATION	ART.	DESCRIPTION
		
	540U	Spring decoration 13x26,2 Also available on 15x25 (Art.167H)
		
	540UF	Spring flower decoration 13x26,2 Also available on 15x25 (Art.167H)
	540US	Spring simple decoration 13x26,2 Also available on 15x25 (Art.167H)
	540UR	Spring support decoration 13x26,2 Also available on 15x25 (Art.167H)
	540UA1	Down Spring decoration 13x26,2 Also available on 15x15 (Art.160)
	540UA2	Up Spring decoration 13x26,2 Also available on 15x15 (Art.160)


DRAPE DECORATION	ART.	DESCRIPTION
		
 	500DF	Drape with flower Decoration 13x26,2 Also available on 15x25 (Art.167H)
	500D	Simple drape decoration 13x26,2 Also available on 15x25 (Art.167H)
	500DTD	End-piece right for drape decoration 13x26,2 Also available on 15x25 (Art.167H)
	500DTS	End-piece left for drape decoration 13x26,2 Also available on 15x25 (Art.167H)









The decoration is available in all the brushed colors



DRAPE DECORATION	ART.	DESCRIPTION
		
	530D1	Drape 1 decoration 13x26,2 Also available on 15x25 (Art.167H)
	530D2	Drape 2 decoration 13x26,2 Also available on 15x25 (Art.167H)
	530TD	End-piece right for drape decoration 13x26,2 Also available on 15x25 (Art.167H)
	530TS	End-piece left for drape decoration 13x26,2 Also available on 15x25 (Art.167H)
	530TBSS	Left support for drape decoration 13x26,2 Also available on 15x25 (Art.167H)
	530TBSD	Right support for drape decoration 13x26,2 Also available on 15x25 (Art.167H)


The decoration is available in all the brushed colors

DUCK DECORATION ON WHITE	ART.	DESCRIPTION
		
		<p>510BAS Duck left decoration Also available on 15x25 (Art.167H)</p>
		<p>510BAD Duck right decoration Also available on 15x25 (Art.167H)</p>
		<p>510BF2 Duck 2 leaves decoration Also available on 15x25 (Art.167H)</p>
		<p>510BF3 Duck 3 leaves decoration Also available on 15x25 (Art.167H)</p>
		<p>510BTS End-piece left for Duck decoration 13x26,2 Also available on 15x25 (Art.167H)</p>
		<p>510BTD End-piece right for Duck decoration 13x26,2 Also available on 15x25 (Art.167H)</p>

DUCK DECORATION ON GREEN	ART.	DESCRIPTION
		
 	510DAS	Green Duck left decoration Also available on 15x25 (Art.167H)
	510DAD	Green Duck right decoration Also available on 15x25 (Art.167H)
	510F2	Green Duck 2 leaves decoration Also available on 15x25 (Art.167H)
	510F3	Green Duck 3 leaves decoration Also available on 15x25 (Art.167H)
	510PD	Green glossy brushed decoration 13x26,2 Also available on 15x25 (Art.167H)
	500P	Green glossy brushed 13x26,2 (Art.500P) Also available on 15x25 (Art.167HP)

The decoration is available on green water color

PLOT DECORATION	ART.	DESCRIPTION
-----------------	------	-------------



180IFA  
160IFA

Angle for Plot decoration 13x13  
Angle for Plot decoration 15x15



180IFS  
160IFS

Left Plot decoration 13x13  
Left Plot decoration 15x15



180IFD  
160IFD

Right Plot decoration 13x13  
Right Plot decoration 15x15



180I  
160I


Plot decoration 13x13  
Plot decoration 15x15

The decoration is available in all the brushed colors

MANET AND DAISY DECORATION

ART.

DESCRIPTION



0,9



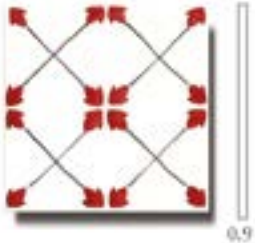
0,9



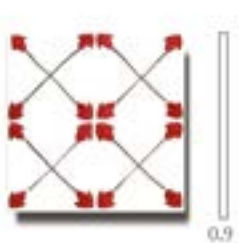
0,9

160DM  
180DM  
90DM

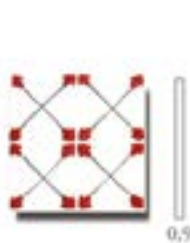
Manet decoration 15x15  
Manet decoration 13x13  
Manet decoration 10x10



0,9



0,9




0,9

160DMS  
180DMS  
90DMS

Simple Manet decoration 15x15  
Simple Manet decoration 13x13  
Simple Manet decoration 10x10



0,9



0,9



0,9

160DS  
180DS  
90DS

Daisy decoration 15x15  
Daisy decoration 13x13  
Daisy decoration 10x10

The decoration is available in all the brushed colors

# PROJECT


Rendering high view




Rendering sanitary view



Pdf project



Printing technique of laying



On request the bathroom project can be provided with a photorealistic rendering, the development of each wall and oneprinting technique for the installer.  
Visit our website to view photorealistic renderings or to see an example of a complete project in Pdf.

## NOTE

Our "product" is made by hand so the tiles may have differences in caliber of about 1 or 2 mm, therefore, it is advisable to space the installation approximately 2 mm apart.

Info:  
Tel. +39 0583409029 - Fax. +39 0583 409019  
E-mail: [silvia@ceramicablu.it](mailto:silvia@ceramicablu.it)  
[www.ceramicablu.com](http://www.ceramicablu.com)

RENDERING  
3D





#### GENERAL CONDITIONS OF SALE

**1. TRANSPORT:** the goods travel for the account, risk and danger of the buyer, even if sold carriage free. The material must be checked upon delivery; in the event that it is not possible, you will have to report on the document of travel (in copy to the carrier), any anomaly and / or visible defect on the packaging. Any complaint must be forwarded to fax within a maximum of three days at Ceramica Blu srl.

**2. TECHNICAL CHARACTERISTICS:** our production is characterized by articles in white paste finished and hand-glazed. Both the earth that the enamels used undergo changes in the various manufacturing processes that absolutely do not allow us to maintain constant tones and caliber. In fact, our articles take on shades of color and irregularity as a whole surface, in which the style and the peculiarity of the product are identified. Any dispute concerning the type, color, quality, can be made only by registered letter no later than 8 days from receipt of the goods, and, in any case, always before the sale or placement.

**3. LIABILITY:** defective materials may be returned to the supplier upon authorization. If by technical examination it will appear that the defect is attributable to the seller, the entire amount of the returned goods will be credited. The seller does not give any warranty and does not assume any responsibility for the use made by the purchaser of the purchased material, when such use does not respond to the technical standards of use and the handling and storage of the material are not made with all the necessary precautions including installation.

**4. PAYMENTS:** the payment of invoices must be made exclusively at the headquarters of our company. Company in Pieve di Compito. Every payment delay from place to forfeiture of the eventual cash discount if agreed, and to the immediate start of the interest commercial law, in addition to reimbursement for unpaid debts. Any dispute or dispute shall be deemed elected jurisdiction of the Court of Lucca, even if payment is agreed with routes. Failure to file complaints within 8 days upon receipt of the invoice it implies full acceptance of the same with all the clauses and conditions reported.

**5. RETURNS OF GOODS:** returns of goods are not accepted unless previously authorized by Ceramica Blu srl. Sui return documents must include the invoice purchase references, otherwise a credit note will not be issued. Authorized returns must be sent carriage free.

**6. VALIDITY:** these terms of sale and delivery are understood to be fully accepted by the customer with the transfer of the order or collection of the products and are subject to change without notice.

**7. PACKAGING:** the planks will be charged at the cost: Small € 6.00 - Medium € 8.00 - € 15.00 Eur

#### USEFUL INFORMATION ON OUR PRODUCTION

1. All items are produced entirely in our Pieve di Compito factory. This allows us to follow directly all the production phases, from the processing of the wet clay to the finished product, thus submitting all the products to a continuous quality control.

2. We store all items after the first firing (biscuit), which will then be glazed as required upon receipt of order. Therefore the delivery terms are always to be considered about 30 days. Deliveries to be established by mutual agreement for particular orders. For deliveries of listels or frames only, delivery times are reduced.

**3. The colors of the colors on the 3.6x3.6 table are to be considered indicative.**

4. Each article depending on the morphology will present darker or lighter areas based on the thickness of the crystalline. It is important that the retailer knows that the colors may undergo slight variations with respect to the samples in their possession and moreover all the colored backgrounds seen as a whole present shades of hue due to the craft techniques of processing which is the main peculiarity of all our products.

5. For the realization of our bathrooms it is important to have a projected report to establish and quantify all the necessary parts.

6. Almost all our items are completed by external corners and terminals. External corners are always used to cover the angles of 90° (edges). The terminals are used in all those cases where we do not want to continue with the coating, to avoid see the profile of the tile or frame. If we use the outer corner of a frame we should use the outer corner also of the tile, of the batten, of the skirting board etc ... This also applies to the terminals.

7. For the installation of our products it is important to contact qualified installers, who must in any case be instructed on the installation with any assembly diagrams, so as to avoid errors such as frames mount upside down or incorrect use of special pieces, such as external and terminal angles.

**8. As our product is artisan, the tiles may present differences in size in the order of one or two millimeters, the refore it is advisable to space the tiles about two millimeters apart.**





NOTE



NOTE



NOTE

